

5-Minute Clinical Consult

Create your personal account to access 5MinuteConsult on your device!

1. Access 5minuteconsult.com with your institutional access:
 - a. IP access: go to VA Library or 5minuteconsult.com using your institution's network.
2. To watch a brief overview video tutorial of 5minuteconsult.com, please click [here](#).

****HINT:** You will know you are authenticated as your institution when you see your institution's name in the green bar in the upper right-hand corner of the page.

3. Click on **Create A Free Personal Account**
4. Complete the form with your information.
5. Click **Create Account** **Note:** you will be prompted to complete a reCAPTCHA test and agree to the terms & conditions.
6. Check your email for the activation email from enterprisesupport@wolterskluwer.com. **Note:** be sure to check the spam folder if you do not see it in your inbox.
7. Notice the green bar in the top right corner of the page has changed to your information.

You have created a personal account! Now you can access it on your device!

8. Scan the QR code using your device's camera app:

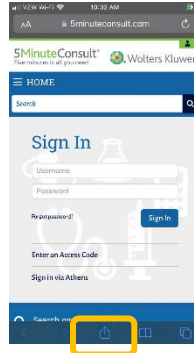


9. Open the site on your device's browser.
10. Enter the username (email) and password you created when you set up your personal account.

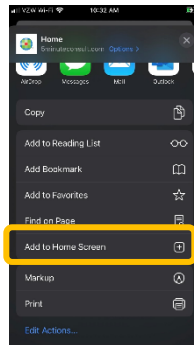
**** Hint:** You must use the website every 90 days and sign back in with your institution's authentication to keep your account active.

To add the site as an icon on your device (Apple):

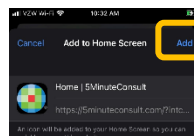
1. Tap the Share icon at the bottom of the browser:




2. Tap **Add to Home Screen**:



3. Tap **Add**:



4. The icon will now appear on your device's home screen:



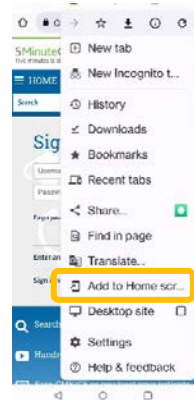
Need Assistance? Please reach out to Support at EnterpriseSupport@WoltersKluwer.com or call 844-303-4860. We are happy to help!

To add the site as an icon on your device (Android):

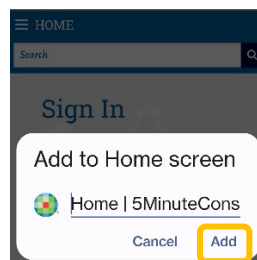
1. Click on the three dots at the top right of screen:



2. Tap **Add to Home Screen**:



3. Tap **Add**:



4. The icon will now appear on your device's home screen:

