

How to take CE/CME courses

Our comprehensive continuing education library includes hundreds of online courses to meet your CE and training requirements. This guide will teach you how to complete CE courses from Pharmacist's Letter.

To get started, go to <https://pharmacist.therapeuticresearch.com/Home/PL> or <https://pharmacytech.therapeuticresearch.com/Home/PTL> and log into your TRC account with your username and password. If you do not yet have an account, you can sign up for one in the top-right corner with this button.

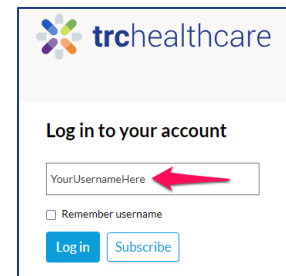


Figure 1 Artifact

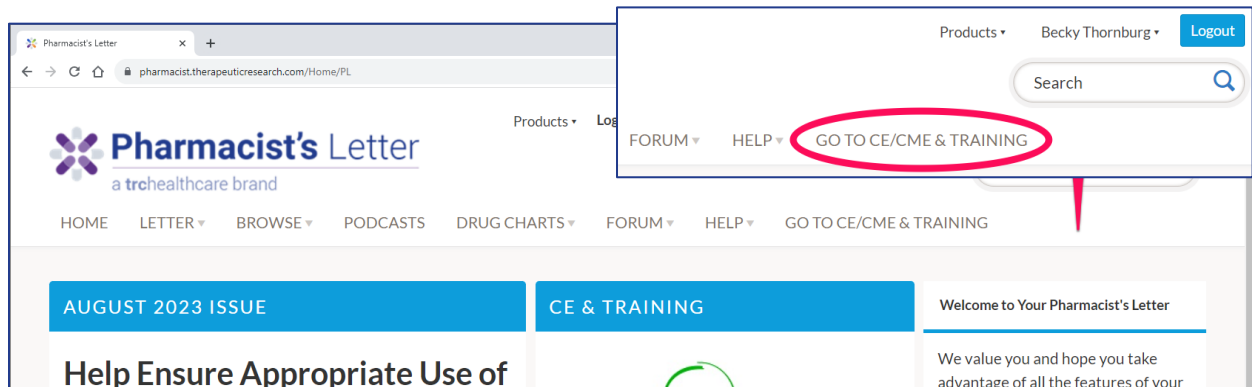


Figure 2 Artifact

Once you are logged in, click on the "Go to CE & Training" menu link.

On the resulting page, click the "Available" link to reach the course library.

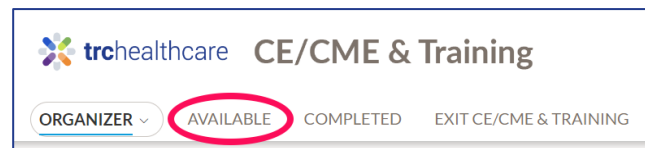


Figure 3 Artifact

Click the course title to open the course description page and click the “Start” button to enroll in that course. Once enrolled, you will see the main course contents page. First you will review the course materials and take the quiz. Our course material provides valuable information and recommendations and your learning on these topics will be assessed through the associated quiz. CE-in-the-Letter courses will have the questions listed after each article, while other courses have the questions together at the end of the material.

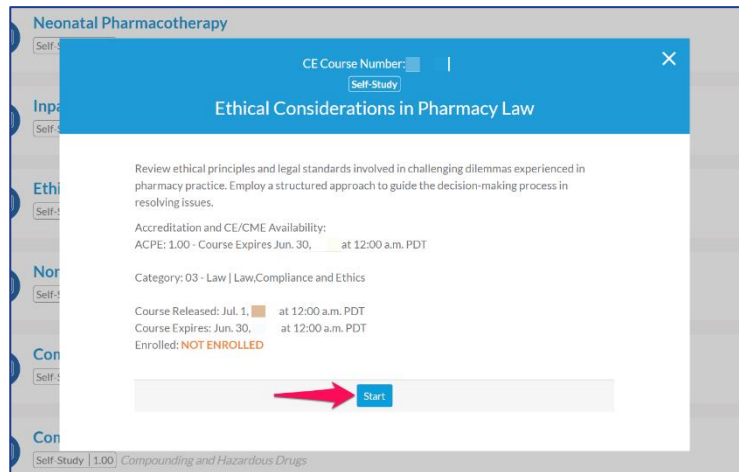


Figure 4 Artifact

Once you have completed the quiz you must click the “Review Answers” button. The resulting page shows whether you have answered each question. If you are ready to receive your grade, click the “Submit Answers” button.



Figure 5 Artifact

If you answered too many questions incorrectly, retake the quiz to earn credit. Once you pass the exam, you must complete the course evaluation. Your evaluation feedback is very helpful to us, and our editors use it for product improvements, such as determining future CE topics and more.

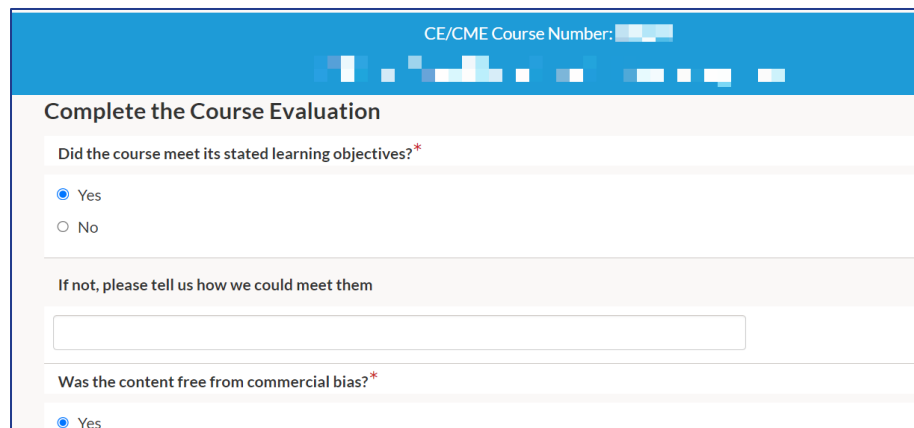


Figure 6 Artifact

Once you complete the evaluation, you may choose to review the quiz answers, which includes helpful editor explanations. If you need to view or print your statement of participation, a link is provided to do so. CE completions are automatically reported to CPE Monitor and/or CE Broker as appropriate – so your completion records are up-to-date in those systems as well.

We hope you have found this guide helpful; for more information, please contact us using the links on our website. Thank you!